

«Quizz», Geek mode (Swift)

Fabrice.Kordon@lip6.fr



As an introduction...

You already implemented this Application

- But in «Kindergarten» mode

Updated goals

- Programmatically elaborate the interface

▶ Swift

- Handle orientation in the application
- Understand the difference with StoryBoard

LOL




Other (complementary) goal

- Acquire reflexes...



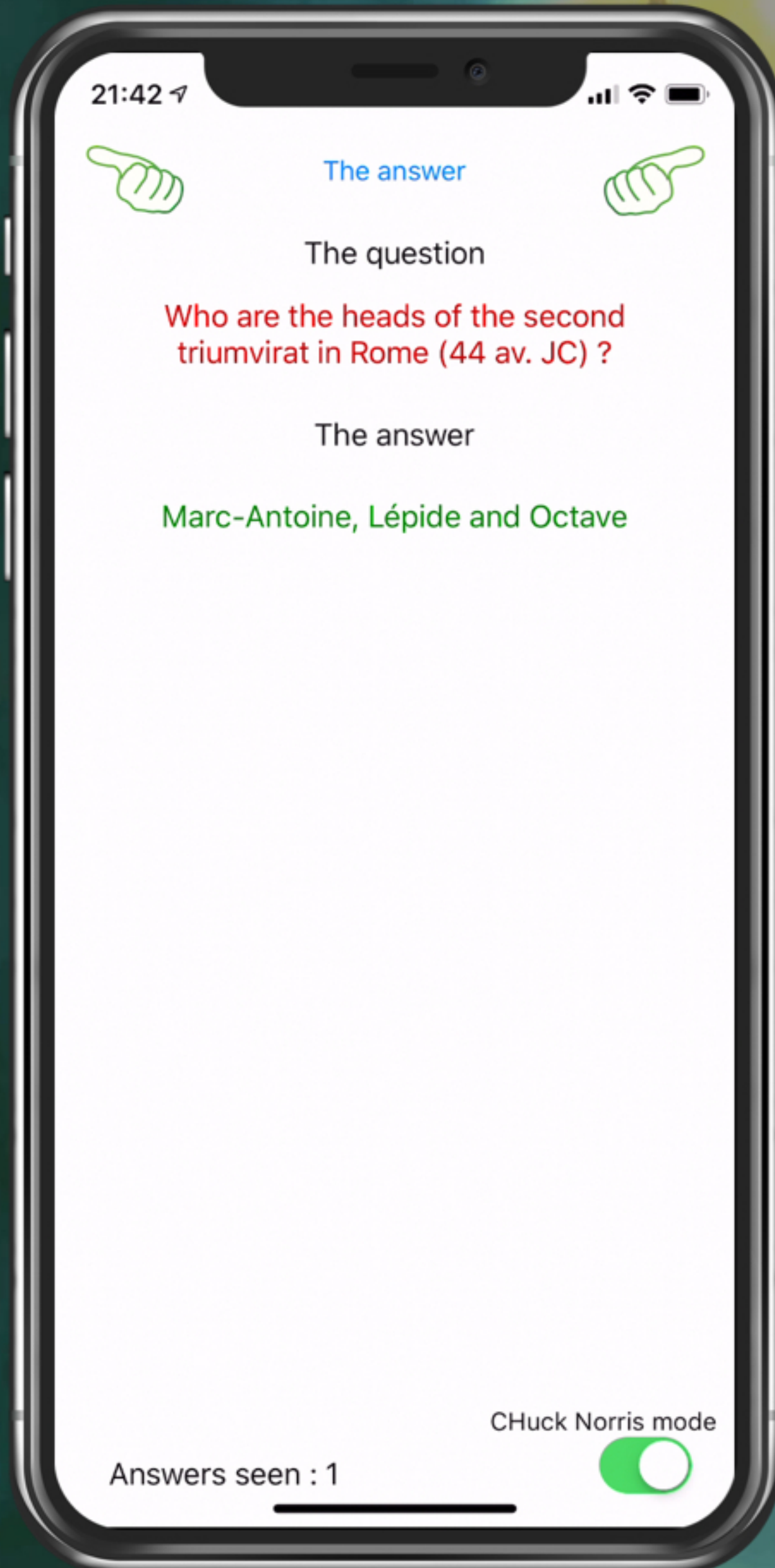
Demo (small device)



Demo (large device)



Hints



Involved Mechanisms

- UIButton + UILabel + UISwitch
- UITextView (or UILabel)
- ▶ multi-line display

More code

- Q&A class
- ▶ Reuse
- Display & layouts
- Orientation handling

Hints



Remember trick 1


One method for the navigation buttons

More code

Do not forget trick 2

Minimise code (centralized layouts)

Remember...




RTFM!

As a conclusion...

 **Have fun!**



 **You may enrich the exercise...**

-  Resources on the video's companion web page