

Constraints in Storyboard

Fabrice.Kordon@lip6.fr




Storyboard — handle orientations


2

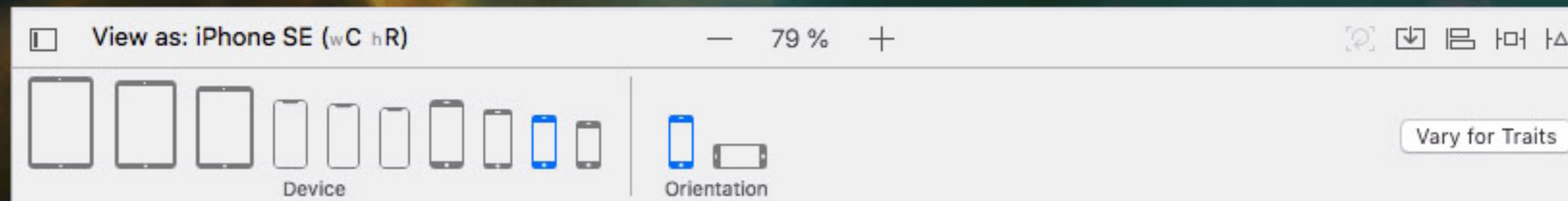


Storyboard — differentiate devices

3

 You proceed similarly

 But you select another device




 StoryBoar files will be differentiated


 What about «device classes»?

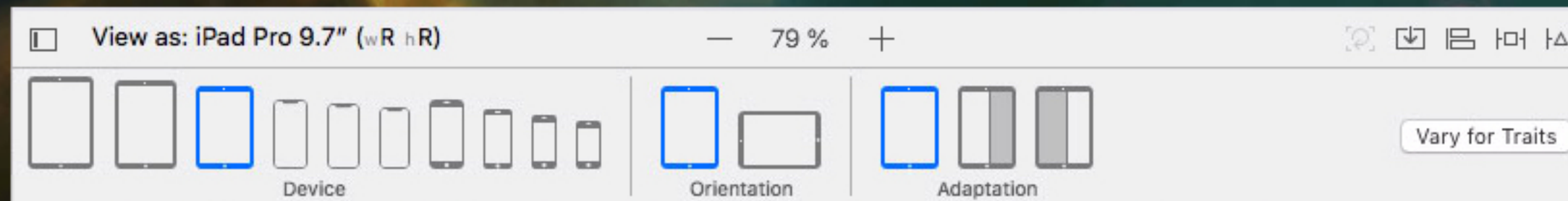
▶ Apparently by selecting «vary for traits» with one dimension only

Storyboard — differentiate devices

3

 You proceed similarly

 But you select another device




 StoryBoar files will be differentiated


 What about «device classes»?

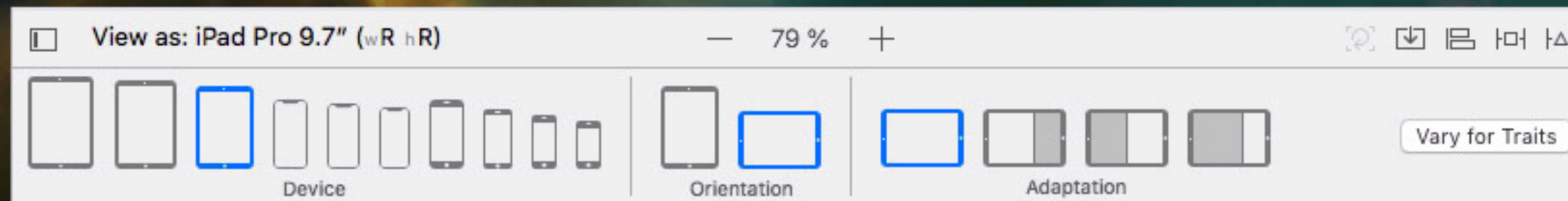
▶ Apparently by selecting «vary for traits» with one dimension only

Storyboard — differentiate devices

3

 You proceed similarly

 But you select another device



 StoryBoar files will be differentiated

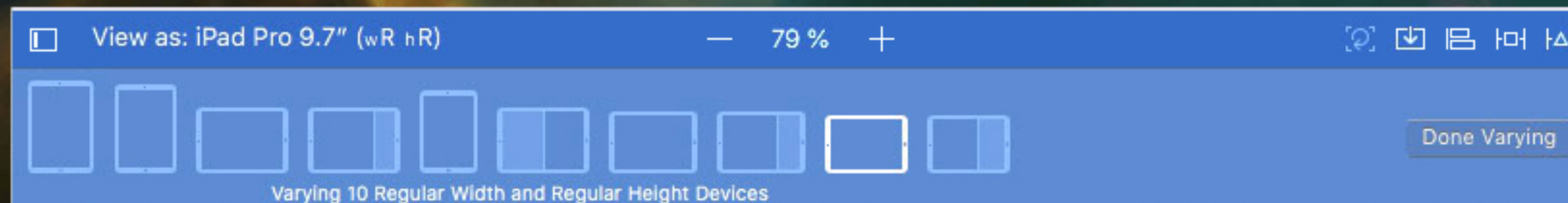
 What about «device classes»?

▶ Apparently by selecting «vary for traits» with one dimension only

Storyboard — differentiate devices

You proceed similarly

- But you select another device



- StoryBoar files will be differentiated
- What about «device classes»?
 - ▶ Apparently by selecting «vary for traits» with one dimension only


Personal advice

- It's easier with he «Geek mode»



As a conclusion...

 We only discussed the basics of StoryBoard

 I am not so good in it



 To get more on this topic?

